

A close-up photograph of a glossy, light-colored surface, possibly a computer screen or a button. The word "VANTAGE" is printed in a bold, black, sans-serif font. The letter 'V' is stylized with a series of horizontal lines on its left side. A large, black, 3D-style hand cursor icon is positioned below the word, with its index finger pointing directly at the 'A' in "VANTAGE". The background is slightly blurred, showing the curved edges of the surface.

**VANTAGE**

**THE POWER**  
TO MOVE

# (AD) VANTAGE



For almost a century you have trusted our individual companies to deliver the non-proprietary elevator products and know-how you need to support your business needs. Now, in order to provide an even higher level of service and efficiency, we have united together under the name of “Vantage”.

With this move we have created a stronger, centralized partner that will provide you with easy access to an unprecedented range of resources. A way to more efficiently, and cost-effectively, obtain whatever the job may require from just one trusted source.

Why “Vantage”? We believe this synthesis of our brands will provide a commanding perspective of the marketplace. One that will help us better anticipate your needs, so that we can provide you with an unequalled selection of products, service and overall business experience.

This is more than simply becoming a one-stop shop — Our motto “The Power To Move”, acknowledges the vast potential for advancement Vantage offers our industry, capturing within it the strength we possess to make passenger and cargo movement more efficient and safer in the future.



## Members of the Vantage family



GAL is renowned as a leader in the development, design and manufacture of advanced elevator equipment. Born in 1927, and located in NYC's Bronx, GAL provides sophisticated Door Equipment, Door Operators, Controllers, Fixtures, Drives, Safety Controls, and critical information to professionals around the world.

In 2005 the company acquired Elevator Components Inc. (ECI) and




merged their products with GAL Canada — *GAL's Ontario-based manufacturing and distribution center.*

GAL prides itself on its ability to provide innovative, non-proprietary elevator equipment and customized tailored solutions to its customers.



Originally founded in 1899 by Edward Everett Hollister and joined by Frank H. Whitney in 1906, Hollister-Whitney's facilities are located in Quincy, IL.

Highly regarded for Geared and Gearless Machines, the company offers a wide catalog of products ranging from Roller Guides, Guide Shoes, Sheaves and Brakes, to Car Slings and Platforms, Equipment Guarding, Compensation Rope



Sheaves, its Rope Gripper® and much more. The company provides advanced design and fabrication services to customers as well.





Established in 1986 and based in Sacramento, CA, Elevator Controls has used engineering expertise and innovation to engineer and manufacture a fine family of advanced Elevator Control Systems, Controllers, Monitoring Systems and Traveling Cable products.

Elevator Controls stresses the basic concept of “Solid. Simple. Supportable”, in all their product offerings. This means their equipment is engineered from the very start to



deliver impressive reliability over time, to facilitate fast and easy installation, and to be simple and easy to use and adjust in order to achieve maximum efficiency.



Bore-Max began in 1969 and is based in El Monte, CA. The company has earned an excellent reputation for manufacturing high-quality, durable hydraulic elevator components.

Now that Bore-Max is part of the Vantage family, its extensive portfolio of elevator equipment, including Pump Units, Jacks, Car Slings and Platform Packages, will be easily accessible to customers across North America.



Courion, a leading provider of door systems for freight elevators since 1921, is known throughout the industry as a “one-stop-shop” for all your freight elevator needs.

Headquartered in St. Louis, MO, the company produces equipment for its Courion and Security Freight Door Systems, as well as CART-MATIC® and TOTE-MATIC® Cartlift Systems. Courion is the exclusive provider of reliable Courion, Harris Preble and Guilbert replacement parts.




Freight Tech is Courion's NYC-based subsidiary and provides installation and 24/7 repair services for freight door systems using skilled IUEC Local 1 professionals.



## Experienced Leadership




**Daniel Baltzegar**  
Southeastern Vice President



**Bill Lawson**  
Midwestern Vice President



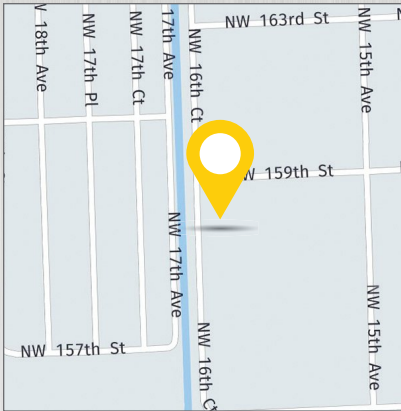
**Emery Wilcox**  
Western Vice President



**Eric Lazear**  
Northeastern Vice President

Vantage has a deep commitment to providing quality service and anticipating the needs our ever-changing industry. Our regional vice presidents offer Vantage customers the benefit of years of valuable, hands-on experience earned both in the field and within corporate management.

# Our Regional Service Centers



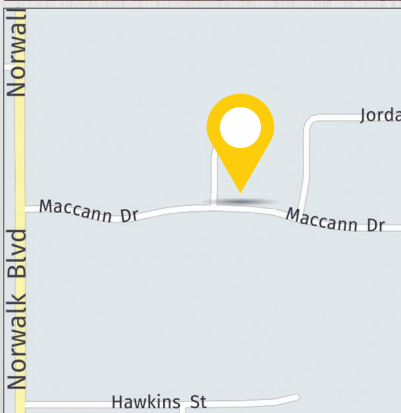
## **Miami**

15825 NW 15th Ave.  
Miami Gardens, FL 33169  
**877-241-9354**



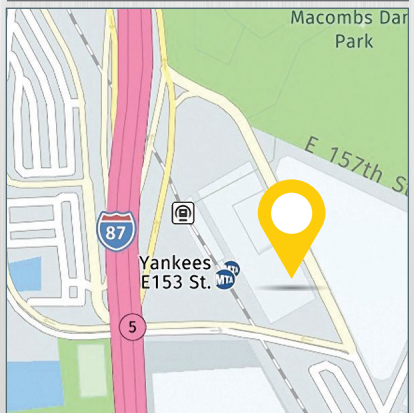
## **Chicago**

1930 East Devon Ave.  
Elk Grove Village, IL 60007  
**877-300-5830**




## **Los Angeles**

9704 Jordan Circle,  
Santa Fe Springs, CA 90670  
**877-300-5816**



## **New York**

50 E. 153rd St.  
Bronx, NY 10451  
**347-226-4555**



## We're working to streamline the process to make your job simpler



Some would say that just finding and purchasing what you need for the job can be a full-time job in itself. Vantage is always working on ways to streamline your customer experience to make it more satisfying. Some of our active initiatives are highlighted below.

1. **Mod-In-A-Box™** : Our eventual goal is to provide a preselected complementary suite of products tailored to handle most mod jobs. This will greatly simplify ordering, speed delivery, and reduce the potential for error.
2. **Centralized Procurement** : When complete this enhanced E-commerce platform will allow you to order Vantage family products online and receive a single invoice.
3. **Field Maintenance Kits** : Vantage is working to provide mechanics with a tailored set of tools to make field service more efficient.
4. **Simplified Credit Terms**: Ensuring that you have access to the line of credit you need is important to us. This is now available to all Vantage customers.
5. **30-Day Regional Consignment Consolidation**: For your convenience Vantage facilities and Regional Service Centers are located throughout North America to warehouse your order while it is being assembled.



## GALaxy<sup>e</sup>Hydro



Featuring a streamlined layout and coded boards, this Hydraulic Controller is designed to be simple and quick to wire, making it far more economical to install as well. Ideal for buildings of up to eight floors and engineered to handle up to six cars per group, **GALaxy<sup>e</sup>Hydro** also comes with our advanced **eHydro App**, which makes troubleshooting easier and less time-consuming to perform.


Vandal-resistant and economically priced, GAL's **ScanGUARD** installs easily and comes with a special 24-month factory warranty. This Light Curtain works on Side and Center Door configurations and connects directly to **MOVFR** and **MOVFE** Door Operators. Offering 63 non-parallel beam paths, it performs in even the most extreme sunlight conditions.

## ScanGUARD



## MOVFE 2500 HH

**MOVFE 2500 HH** Heavy-Duty Harmonic Door Operator delivers a smart mix of solid construction and performance that's hard to beat. This closed loop device combines a 1/2 HP, 230 volt AC motor (tested to move up to 1500 lbs/680.4 kg); non-contact sensors (Optical and Hall Effect); a Parameter Unit (keypad programmer) to adjust, monitor, copy and upload parameters (and "learn" door widths) and Serial Communications (CAN protocols can be used with GALaxy Controls). **MOVFE 2500 HH** from GAL Canada is ideal for demanding and complex installations.



# Vantage Products

## MONxt®



**MONxt®** takes all the components, including the Clutch, and integrates them on a 9 in. (22.9 cm) header. This feature decreases weight (by up to 40%) and makes it perfect for use in low clearance areas — only 16 in. (40.6 cm) to its highest point. The **MONxt®** header features tee slot mounting, which greatly speeds installation. This GAL Linear Door Operator can operate doors with panel weights totaling 600 lbs (272.2 kg) and accommodates door-to-door clearances from close coupled to standard 3.5-5.5 in. (8.9-13.9 cm).

## GALaxy IV


With this Controller you have an advanced, nonproprietary central control station that's simple to learn, upgrade, can work with any display, and offers hundreds of selectable features. Equally important, its wiring has been dramatically simplified, which reduces installation time and overall cost substantially. **GALaxy IV** is equipped with secure, built-in Wi-Fi capability allowing you to troubleshoot problems using smartphone, tablet or laptop.



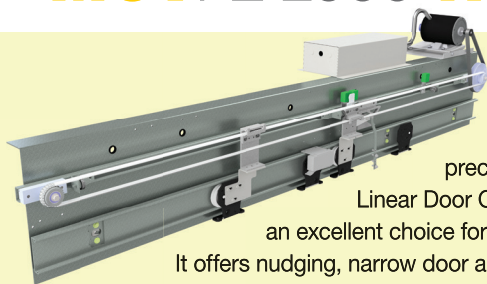
## FM1 / FMG1 FAULT MONITOR

**FM1** was the industry's first Door Contact Fault Monitor Circuit and is a key feature in GAL Controller designs. Its presence has become vital due to recent NYC Elevator Code changes mandating that elevators must utilize a Door Contact Fault Monitor by Jan. 1, 2020 in order to be in compliance.

**FMG1** monitors the Elevator Motor, Door Zone, Run Relays, Governor, and Brake Switch for unintended car movement or ascending/descending car over-speed conditions. By Jan. 1, 2027, NYC elevators must provide means to safeguard passengers from such conditions to be compliant with Code.




## MOVFE 2500-HL



**MOVFE 2500-HL** (Heavy Duty Linear) from GAL Canada is crafted from solid heavy-gauge steel and uses precision ball bearings. This highly reliable Linear Door Operator can be installed quickly and is an excellent choice for use with glass door panels.

It offers nudging, narrow door and heavy door options, Universal I/O, non-contact Optical and Hall Effect sensors, and is CSA certified.


## 44F-OH FLANGE MOUNT



Only 28 in. (71.12 cm) wide, this Overhead Geared Traction Machine from Hollister-Whitney is the powerful choice for buildings with narrow doorways. Its C-face design permits easy demounting and mounting of the motor coupling, reducing the time needed for assembly and motor alignment.

The **44F-OH** can also be provided with a 30 in. (76.2 cm) demountable sheave.

## PMAC GEARLESS




Hollister-Whitney Gearless PMAC Machines are renowned throughout the industry for being quiet, energy-efficient and self-cooling. Using sealed, maintenance-free bearings—*rated for 15 years of continuous duty*—they are designed to fit through normal 36 in. (0.9 m) Machine Room doorways and provide a smoother running machine and better ride at even low speeds.



## EQUIPMENT **GUARDING**

Component Guarding can deliver big benefits in economy, efficiency and convenience and easily meet Code requirements. Often it provides a safer way for mechanics to access closely placed equipment. Hollister-Whitney Machine Guards require no welding, help reduce noise, offer easy to remove access panels, and Governor Guards come fully assembled. Geared/Gearless Machine Jump and Rope Guards and Deflector Sheave Jump Guards are readily available.

## MODEL 211 **PIT MOUNTED GOVERNOR**



Crowded Machine Rooms or MRL designs can make it difficult to access overhead governor locations. The **Model 211 Pit Mounted Overspeed Governor** remedies that problem. Designed for speeds up to 500 ft/min (2.54 meters/sec) and meeting all relevant ASME 17.1 specifications, this Hollister-Whitney device features a standard overspeed switch, a rope stretch switch, remote reset and a live shaft that accommodates an encoder. It is typically paired with the Model 195 Idler Sheave, which is ordered separately.

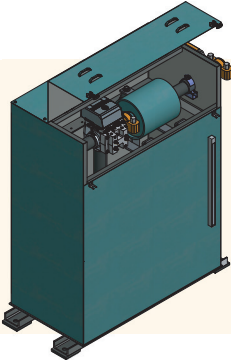
## MODEL 385 **ROLLER GUIDES**



Hollister-Whitney **Model 385 Roller Guides** are built to handle challenging high speed, high capacity passenger and class A freight applications. It adapts to shifting loads as the rollers are tensioned with a variable-rate spring to allow the car to 'float' between the rails for a smooth ride. The Guide is configured so that equal force is applied to each of the six wheels regardless of minor changes in the car's pitch, roll or yaw caused by unbalanced loading.




## Vantage Products



### PUMP UNIT: SUBMERSIBLE


Built to handle decades of thermal expansion and contraction, the Bore-Max Submersible Pump Unit greatly reduces equipment vibration by isolating key components with elastomer polymer materials. It is offered in a variety of sizes and features a blow-out proof muffler that eliminates the need for future service. This pump sets the standard for quality, durability, and quiet performance.

### iLearn<sup>®</sup> DOOR CONTROL SYSTEM



Courion's **iLearn<sup>®</sup> Door Control System** is compact, quick to install, simple to use and can easily interface with new or old Elevator Controls. It features Serial Can Bus communication and LED indicator lights, which makes adjustment easy. Door and gate calibrations or adjustments can be made directly from the control. Utilizing smart technology, the System can self-adjust, collect and store operational data, permitting it to be viewed either on its display or downloaded through a built-in USB port.

**iLearn<sup>®</sup>** was designed with the mechanic in mind.



### PIXEL<sup>®</sup> CONTROL SYSTEM

Elevator Controls' Vertically Integrated **Pixel<sup>®</sup> Control System** includes software, hardware, mounting kits, peripheral connectivity and user interfaces. It has been engineered to optimize elevator operation and speed installation. This greatly reduces overall labor costs and improves efficiency on every project.



**vantage**elevation.com

Vantage is home to premium brands such as:

GAL Manufacturing, Hollister-Whitney,

GAL Canada, Elevator Controls, Courion,

Freight Tech and Bore-Max

**Regional Service Centers**

**Chicago: 877-300-5830**

**Miami: 877-241-9354**

**New York: 347-226-4555**

**Los Angeles: 877-300-5816**