

VANTAGE ELEVATOR SOLUTIONS



VANTAGE
THE POWER TO MOVE

RENEW hydro™

HYDRAULIC ELEVATOR MODERNIZATION

VantageElevation.com

MODERNIZATION MADE EASY



REQUEST



QUOTE



ORDER

Introducing our **RENEW**hydro™ modernization solution offering customers five key hydraulic products in one, reducing complexity and loss of valuable time.



VANTAGE *RENEW* hydro™ **BENEFITS:**

- Reduces labor resources, saving you time and money



- Standard shipping costs included
- Save time using ***RENEW* hydro™** - 1 Request | 1 Quote | 1 Order
- Includes our industry leading, non-proprietary, key system components -controller, submersible pump unit, door equipment, fixtures and an electrical package
- All products are pre-engineered and configurable
- Increased safety, reliability, ride quality and value
- Unmatched product and customer support, our regional field engineers are on standby 24/7

GENERAL PRODUCT RANGE – AT-A-GLANCE:

- Simplex or duplex operation
- Speed: 50 – 150 fpm
- Capacity: 1500 – 5000 lbs.
- Stops (Maximum): 5
- Openings (Maximum): 10
- Rise (Maximum): 60'
- Loading: Class A (Passenger)
- Pump unit type: Submersible
- NEMA 1 machine room and hoistway condition
- 208 – 575 VAC, 3 Phase, 60 Hz | 220 VAC, 1 Phase, 60 Hz

**DEALING WITH AN APPLICATION
OUTSIDE OF THIS RANGE?
WE HAVE YOU COVERED, JUST
GIVE US A CALL!**

RENEW hydro™

WHAT'S INCLUDED

Our **RENEW** hydro™ solution includes a controller, submersible pump unit, door equipment, fixtures and electrical package.



CONTROLLER 1

SUBMERSIBLE PUMP UNIT 2

DOOR EQUIPMENT 3

FIXTURES 4

ELECTRICAL PACKAGE 5

CONTROLLER 1

RENEW hydro™ offers our vertically-integrated GAL eHydro or Elevator Controls Pixel Hydro controller solutions.

STANDARD FEATURES:

- Standard-solid-state starters
- 3 points of access, facilitating easy car diagnostics and performance adjustments
- Intuitive, easy-to-learn full-color user interface
- Fully-integrated Absolute Positioning System (APS), that provides exact car position at all times
- Serial Position Indicator Interface, COP, and Hall Station

OPTIONAL FEATURES:

- Battery lowering
- Emergency power interface
- Door hold operation
- Attendant operation
- EMT operation
- Keyed floor lockout interface
- Card reader interface
- Hospital service
- Loadweigh interface
- Dual piston synchronization
- Governor interface (Roped)

EC ELEVATOR
CONTROLS
PIXEL HYDRO



GAL
eHydro

SUBMERSIBLE PUMP UNIT ²

RENEW hydro™ includes our Bore-Max submersible pump unit which is designed to withstand decades of trouble-free service.

STANDARD FEATURES:

- Maxton valves
- 10 – 50 HP
- Removable ventilated hinged / fixed lid allows ease of access, especially to the valve
- Isolated sub-frame allows easy of removal and replacement of components
- Pressure test gauge and shutoff valve
- Oil sight gauge
- Isolated structural channels promote free airflow, reducing the risk of untimely tank bottom rust
- BoreMax blowout proof chamber muffler

OPTIONAL FEATURES:

- Shutoff valve
- Isolation couplings
- Pipe rupture/overspeed valve
- 120 starts per hour motors
- Oil heater
- Oil cooler pre-plumbing (Cooler by others)
- Bladder suppressor – nitrogen charged
- Low oil switch
- Low pressure switch
- Hot oil switch



BORE-MAX
SUBMERSIBLE
PUMP UNIT

DOOR EQUIPMENT 3

GAL is the most trusted brand for non-proprietary door equipment with combinations to satisfy all applications.

RENEW hydro™ offers you five convenient door bundle choices (three Harmonic and two Linear) for cabs up to 10' and door heights up to 9':

GAL-MOVFR II DOOR OPERATOR PACKAGE:

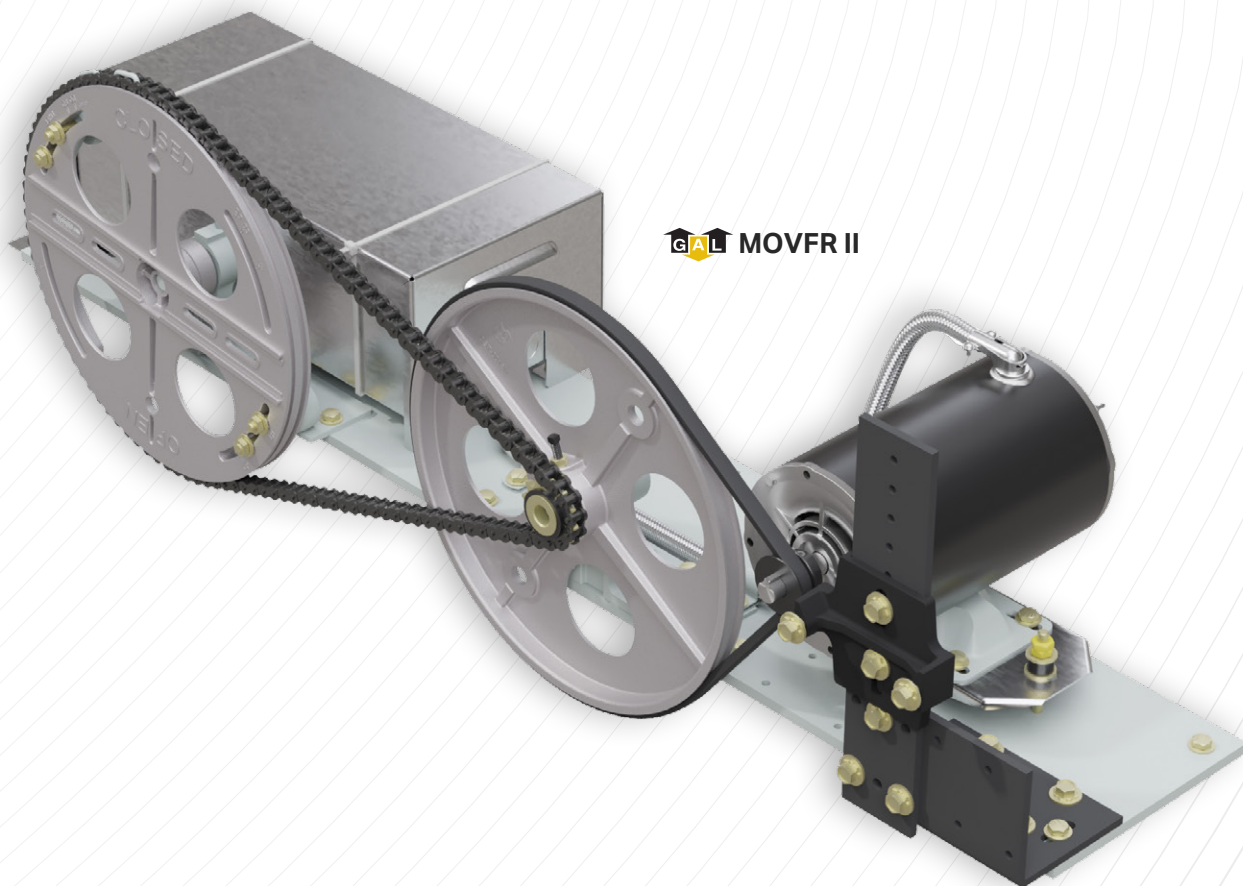
- Closed loop door operator, gate switch, arm(s), car door clutch and ScanGuard "Plug and Play" infrared door protection w/ integrated power supply
- Standard features include VVVF closed loop motor control, built-in diagnostics, up to 5 preset parameters, CAN communication connection
- NEMA 1 enclosure and a heavy duty 1/2 HP 220-230 VAC motor

GAL-MOVFR II DOOR OPERATOR AND CAR DOOR EQUIPMENT PACKAGE:

- Door operator package (listed above) + car door tracks, hangers, rollers, wiper kits and headers

GAL-MOVFR II CAR AND HATCH DOOR EQUIPMENT PACKAGE:

- Door operator package (listed above) + car door equipment package (listed above) + hatch door hangers, rollers, top safety retainer, tracks, spring door closers, interlocks, keepers, roller releases, pick up rollers, linkage and hardware



GAL MOVFE-HL CAR DOOR PACKAGE:


- Dual closed loop linear door operator, car door track, hangers, header, gate switch, car door hangers, rollers, wiper kits, car door clutch, and ScanGuard "Plug and Play" infrared door protection w/integrated power supply

GAL MOVFE-HL CAR AND HATCH DOOR EQUIPMENT PACKAGE:

- Operator / car door package (listed above) + hatch door hangers, rollers, top safety retainer, tracks, spring door closers, interlocks, keepers, roller releases, pick up rollers, linkage and hardware

OPTIONAL DOOR EQUIPMENT


- Formula systems (FCU 47) 2D substitution
- Tri-tronics leading edge 2D substitution
- Formula vision 3-3D substitution
- Reel door closers
- Door unlocking key
- Handheld parameter tool



GAL MOVFE - HL

FIXTURES 4

RENEW hydro™ includes Vantage Fixtures Designed & Made by MAD, offered in four common finish types including Stainless Steel # 4, Stainless Steel # 8, Muntz # 4 and Muntz # 8.



STANDARD CAR OPERATING FEATURES:

- 7.0" LCD position and direction indicator
- Durable, visually aesthetic buttons and switches
- Choice of button type
- Choice of illumination
- Applied, mini-swing and full swing
- Emergency light
- Rath emergency phone
- Service cabinet
- Local fire code compliance
- Jurisdiction specific engraving
- Auxiliary COP

OPTIONAL CAR OPERATING PANEL FEATURES:

- Certificate frame
- Attendant operation
- Door hold button
- EMT operation
- Card reader provisions
- Keyed floor lockouts
- Hospital service (code blue)
- Voice annunciation
- Cab lighting dimmer
- Reset switch
- "Pull to stop" emergency stop button
- Phone jack
- Engraved no smoking symbol
- Mosaicone cloud based two way audio | video | messaging | monitoring
- Spare key switches




STANDARD HALL STATION FEATURES:

- Flush mount w/box
- Jurisdiction specific engraving
- Local fire code compliance

OPTIONAL HALL STATION FEATURES:

- Surface mounting
- 2.8" LCD position indicator
- Car-to-lobby operation
- Hospital service (code blue)
- EMT operation
- Keyed floor lockouts
- Emergency power



CHOICE OF BUTTON OPTIONS

- Whether you are looking for basic, vandal resistant, California compliant or a premium look, we have a high-quality button selection for you!

SIGNAL FIXTURES



HALL FIXTURES

- Hall lanterns – Standard or vandal resistant flush or surface mounting
- Hall position indicators – 4.3" Flush of surface
- Combination hall lantern / 4.3" LCD position indicators
- Standard or vandal resistant
- Flush or surface mounted

ELECTRICAL PACKAGE 5

We recognize the challenges related to deciding on the necessary electrical materials required for a hydraulic modernization. **RENEW** hydro™ offers two options depending on your preference and era of installation, letting you choose between our Basic or Full selections which are adjoining/adjacent at lowest landing or remote control locations up to 150 wire feet. Intermediate electrical materials between the hoistway and machineroom for full remote electrical bundles to be provided "by others" to meet unique job specific requirements.

BASIC

A great match if wireways and raceways will be retained or provided by others. A basic electrical package includes:

- Traveling cable
- Kellem grips
- Multi-cable hoistway wire
- Fire rated door lock wire



FULL

A full **RENEW** hydro™ electrical package is offered for customers bound by code or have a preference to replace existing wireway and raceways. Delivering the convenience of receiving the majority of the associated replacement electrical materials needed.*

*Some items may need to be sourced locally due to site variations.

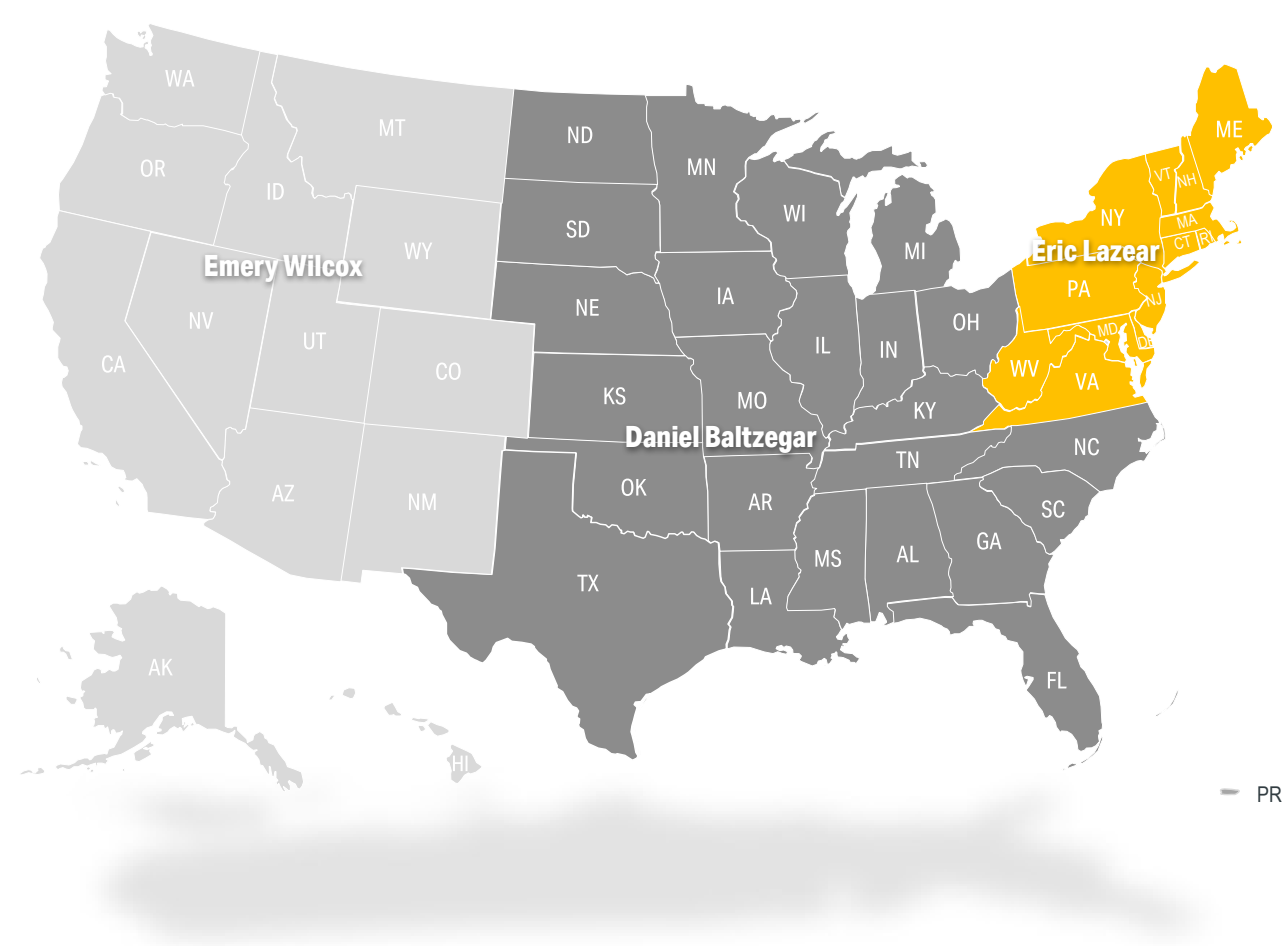
A full electrical package includes:

- All of the basic items listed above
- Wireway
- Wireway fittings
- EMT (Various sizes)
- EMT fittings (Various sizes)
- Preformed 90s
- FMC
- FMC fittings
- ½ Way Pull Box (Homerun only)
- Chase nipple
- 4x4 boxes
- Pit switch
- Wire ties
- Wire nuts (Various sizes)
- Electrical tape



QUOTE REQUEST

Click [here](#) to download our Product Definition, Request For Quote (RFQ), and Field Survey Forms or contact your local region representative for more information.



MAP KEY



ERIC LAZEAR
ERIC.LAZEAR@VANTAGEELEVATION.COM

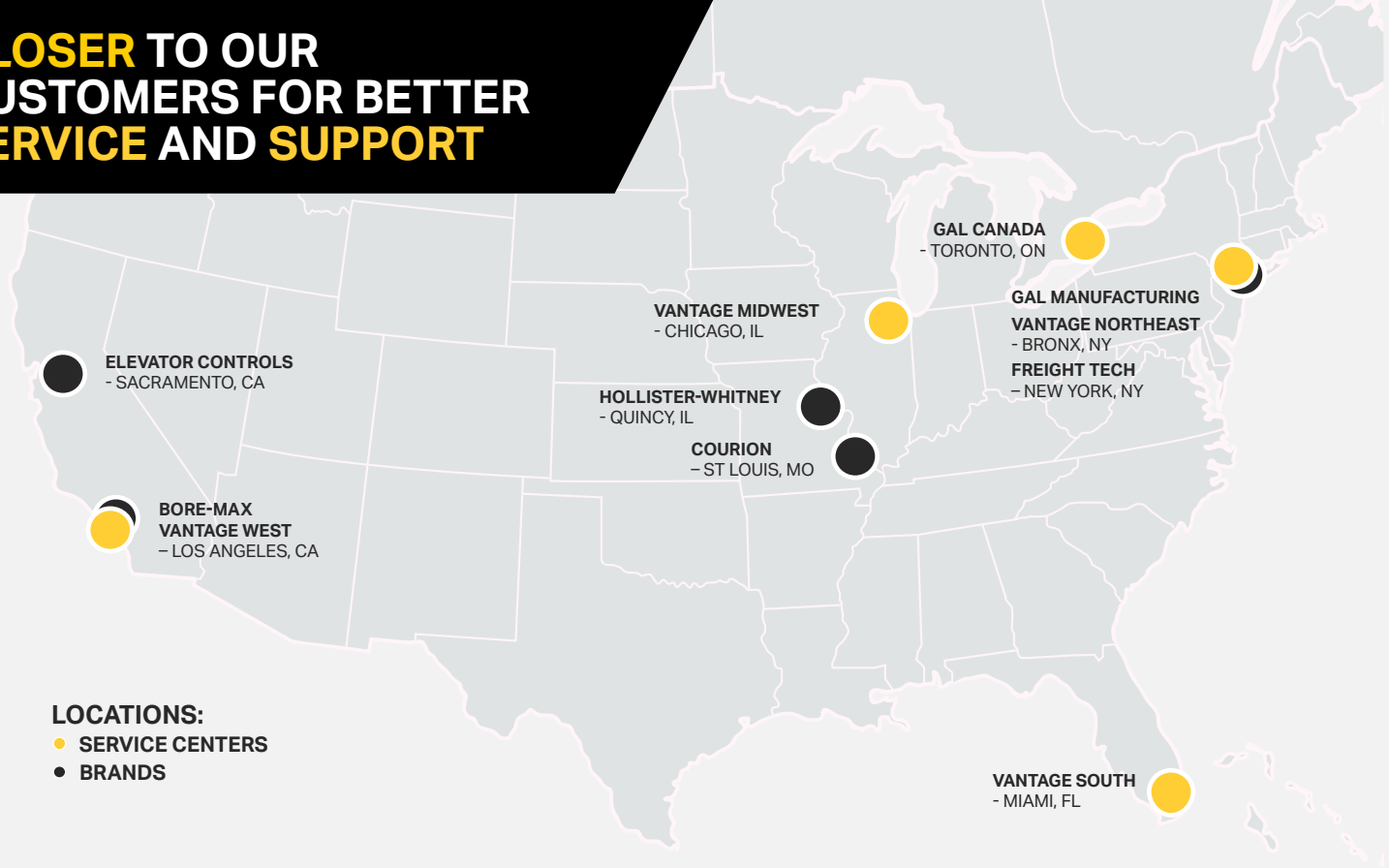


EMERY WILCOX
EMERY.WILCOX@VANTAGEELEVATION.COM



DANIEL BALTZEGAR
DANIEL.BALTZEGAR@VANTAGEELEVATION.COM

CLOSER TO OUR CUSTOMERS FOR BETTER SERVICE AND SUPPORT



Our team offers customers the benefit of years of elevator experience earned both in the field and as suppliers to the elevator industry. With a commitment to providing quality service and anticipating customer needs, we continue to expand our locations to get even closer to our customer base.

VANTAGE COMPANIES

Every Vantage business is rich in heritage. Our products and people are the best at what they do, and our resources are dedicated to the safe and reliable movement of people.



A VANTAGE Company



A VANTAGE Company



A VANTAGE Company



A VANTAGE Company

A POWERFUL PARTNERSHIP



A VANTAGE Company



A VANTAGE Company



A VANTAGE Company



A VANTAGE Company

REGIONAL SERVICE CENTERS

NEW YORK
50 E. 153rd St.
Bronx, NY 10451
347.226.4555

LOS ANGELES
9704 Jordan Circle,
Santa Fe Springs, CA 90670
877.300.5816

CHICAGO
1930 East Devon Ave.
Elk Grove Village, IL 60007
877.300.5830

MIAMI
15825 NW 15th Ave.
Miami Gardens, FL 33169
877.241.9354

CANADA
6500 Gottardo Ct.
Mississauga, ON L5T 2A2
888.425.2262

